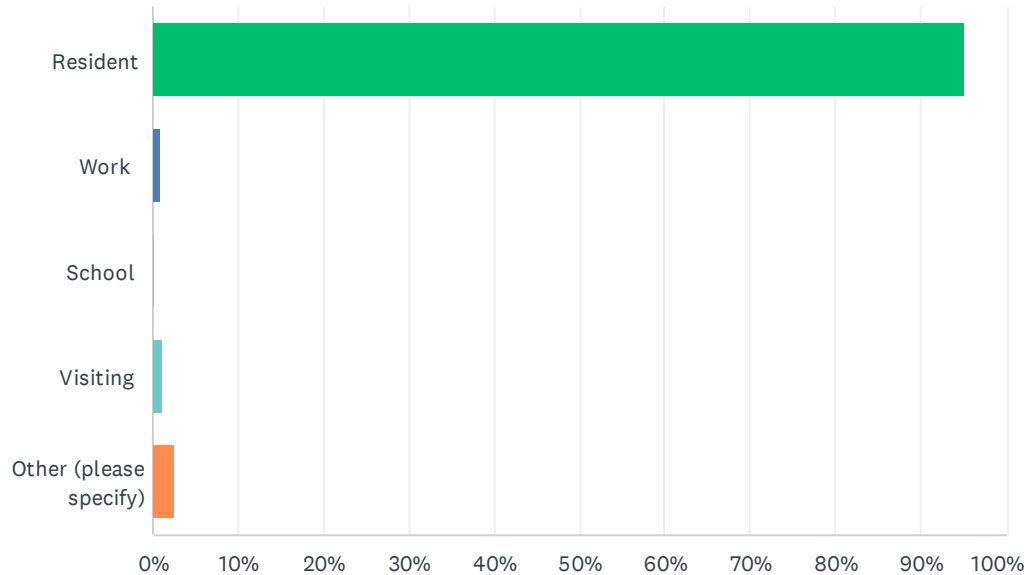


Q1 What is your connection to the Bennachie Community Council catchment area?

Answered: 848 Skipped: 3



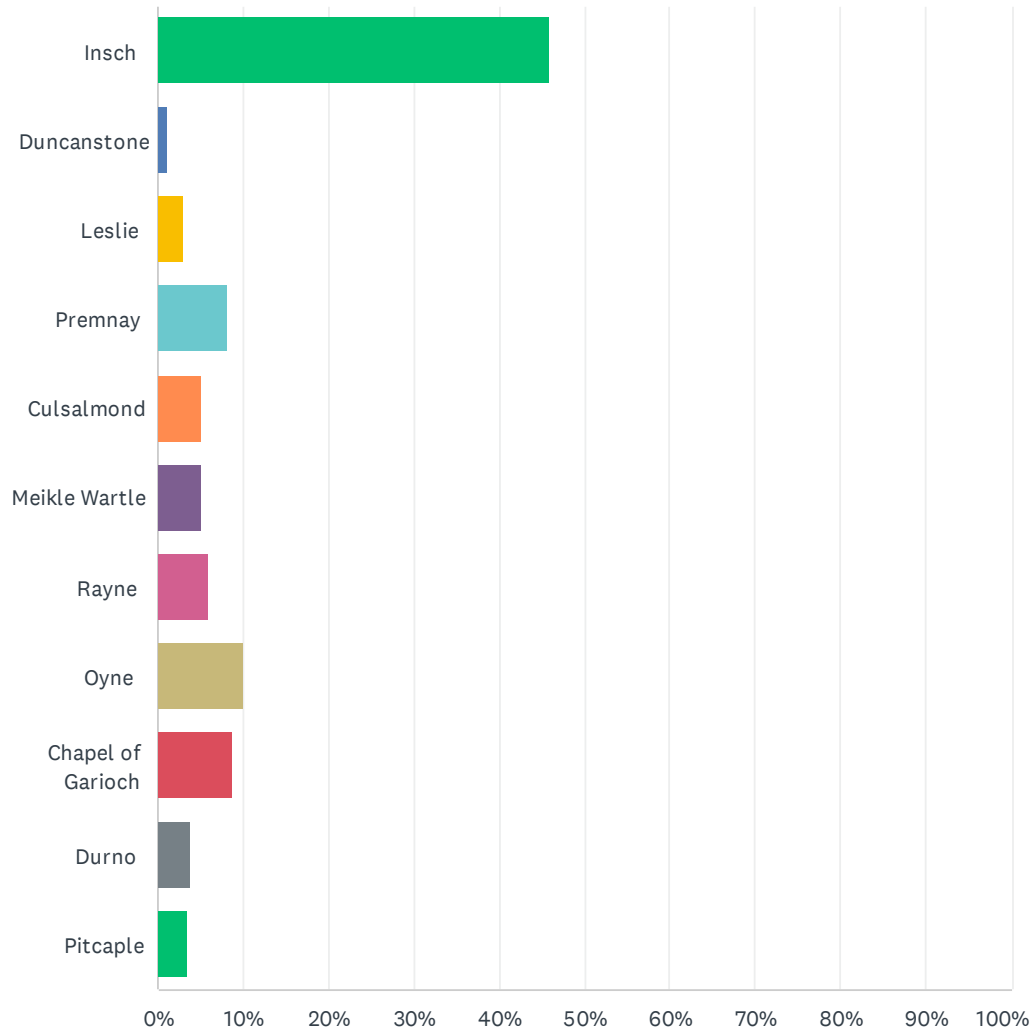
ANSWER CHOICES	RESPONSES	
Resident	95.17%	807
Work	0.94%	8
School	0.24%	2
Visiting	1.06%	9
Other (please specify)	2.59%	22
TOTAL		848

Q2 If visiting, from where?

Answered: 28 Skipped: 823

Q4 If resident, where do you live? (If you live in more isolated areas please select your nearest village)

Answered: 825 Skipped: 26

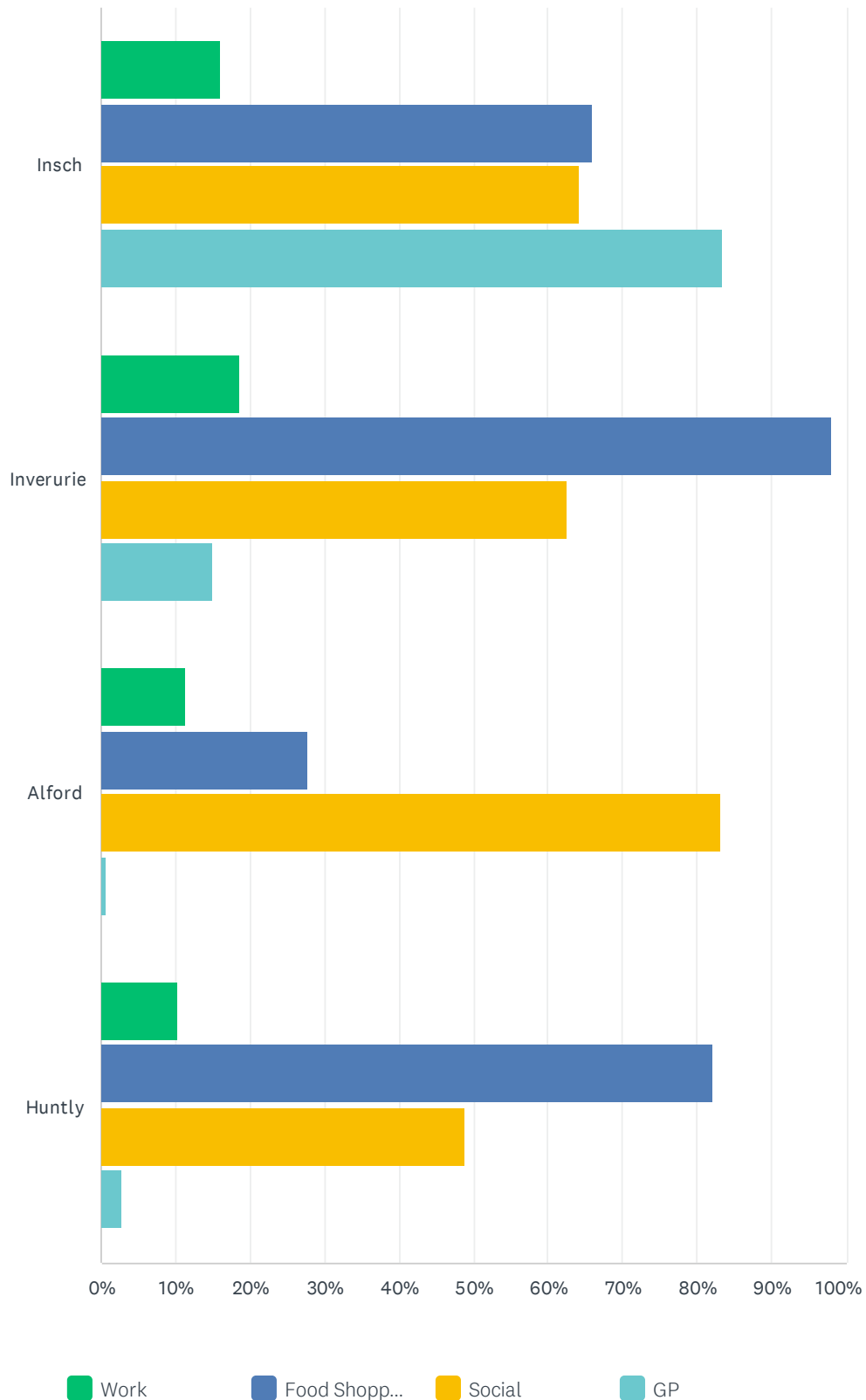


A Community Action Plan for Bennachie Area

ANSWER CHOICES	RESPONSES	
Insch	45.82%	378
Duncanstone	1.09%	9
Leslie	2.91%	24
Premnay	8.12%	67
Culsalmond	5.09%	42
Meikle Wartle	5.09%	42
Rayne	5.94%	49
Oyne	9.94%	82
Chapel of Garioch	8.73%	72
Durno	3.88%	32
Pitcaple	3.39%	28
TOTAL		825

Q5 Which of the following larger settlements do you visit?

Answered: 844 Skipped: 7

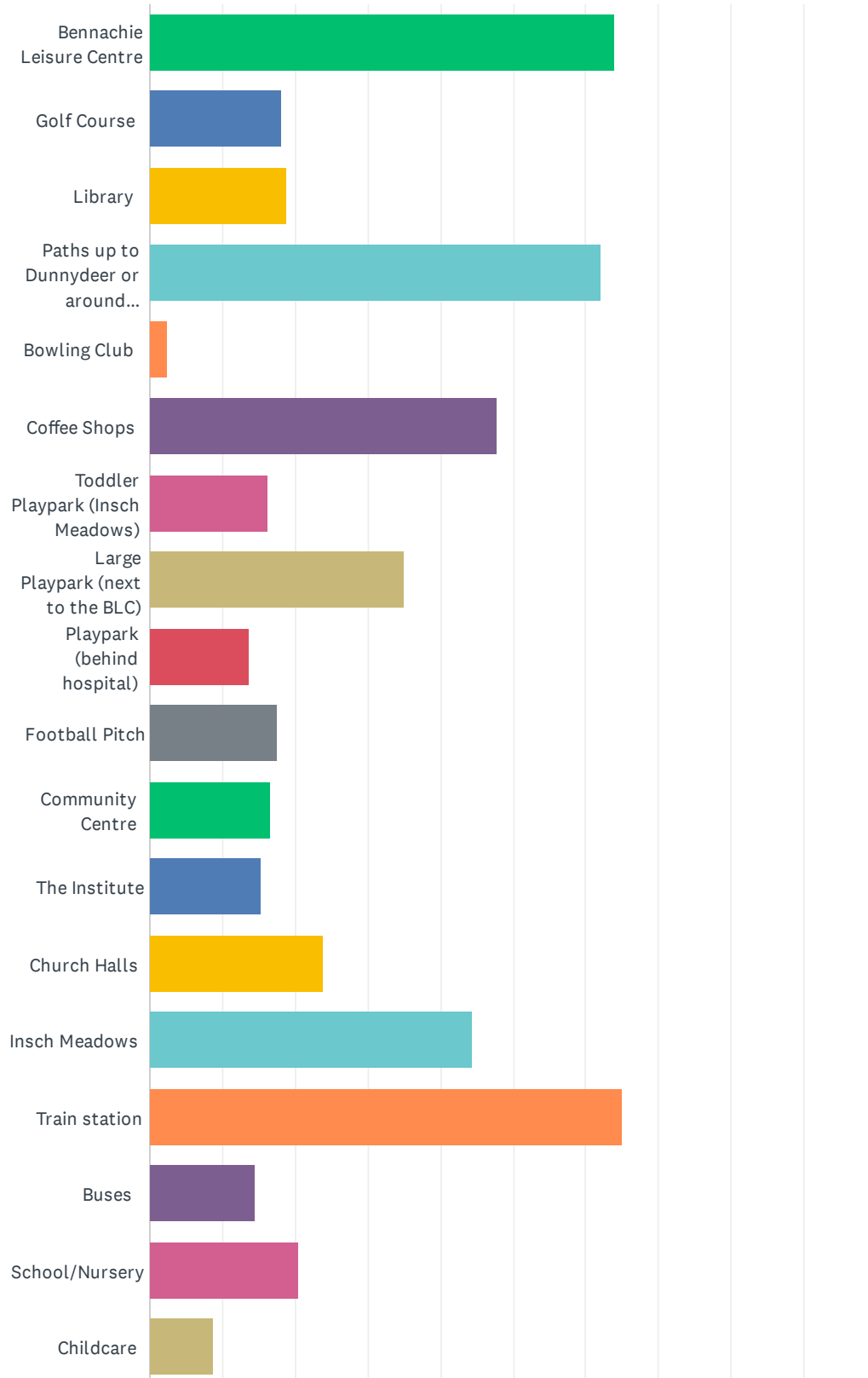


A Community Action Plan for Bennachie Area

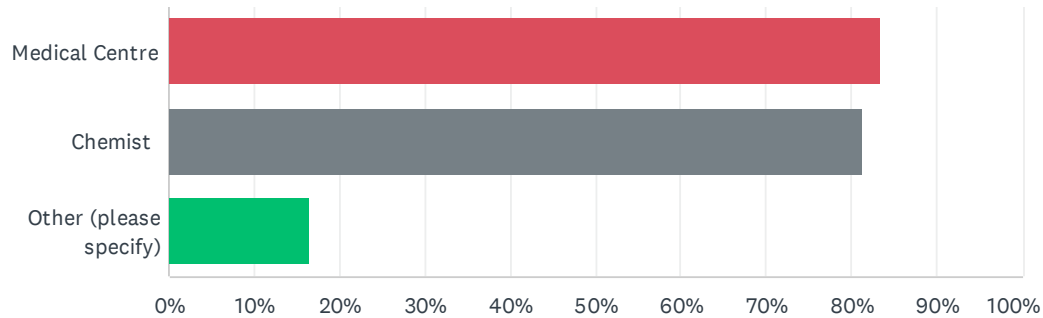
	WORK	FOOD SHOPPING	SOCIAL	GP	TOTAL RESPONDENTS
Insch	15.94% 121	65.88% 500	64.16% 487	83.40% 633	759
Inverurie	18.56% 150	98.02% 792	62.50% 505	14.85% 120	808
Alford	11.21% 36	27.73% 89	83.18% 267	0.62% 2	321
Huntly	10.14% 58	82.17% 470	48.78% 279	2.80% 16	572

Q6 If your answer to Q5 is Insch, what local facilities do you use? (Please tick all that apply)

Answered: 765 Skipped: 86



A Community Action Plan for Bennachie Area



ANSWER CHOICES	RESPONSES	
Bennachie Leisure Centre	64.05%	490
Golf Course	18.17%	139
Library	18.69%	143
Paths up to Dunnydeer or around Drumrossie	61.96%	474
Bowling Club	2.35%	18
Coffee Shops	47.84%	366
Toddler Playpark (Insch Meadows)	16.21%	124
Large Playpark (next to the BLC)	35.03%	268
Playpark (behind hospital)	13.73%	105
Football Pitch	17.52%	134
Community Centre	16.60%	127
The Institute	15.42%	118
Church Halls	23.92%	183
Insch Meadows	44.44%	340
Train station	65.10%	498
Buses	14.51%	111
School/Nursery	20.52%	157
Childcare	8.76%	67
Medical Centre	83.27%	637
Chemist	81.31%	622
Other (please specify)	16.47%	126
Total Respondents: 765		

Q7 For Q5, if you selected Inverurie, Alford or Huntly for Social Activities please tell us what they are.

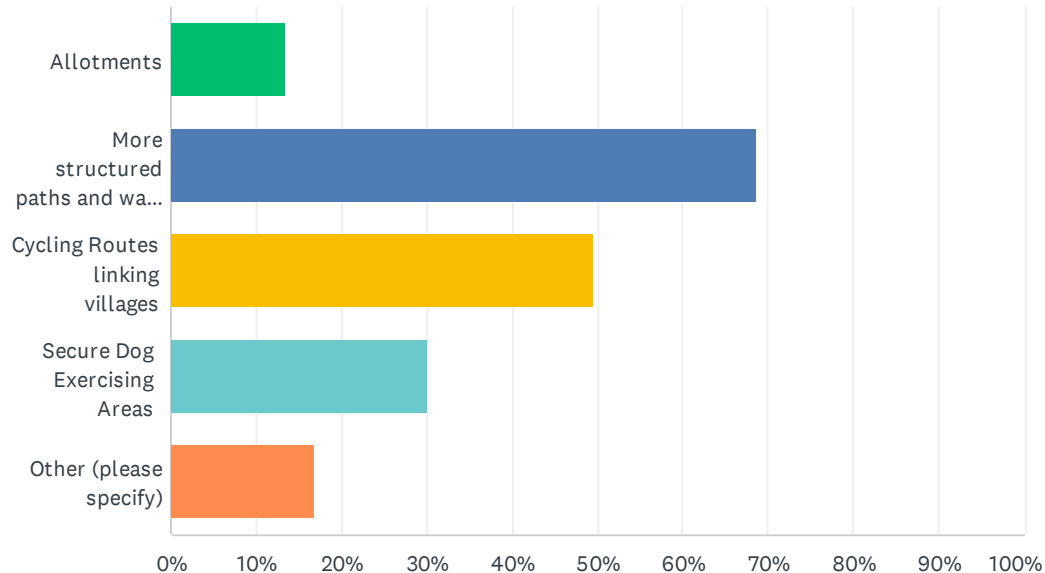
Answered: 511 Skipped: 340

Q8 What would help improve your Health and Wellbeing within the Bennachie Community Council catchment area?

Answered: 473 Skipped: 378

Q9 We are lucky to have a lot of walks around Bennachie. What would improve your enjoyment of the outdoors more within our Area?

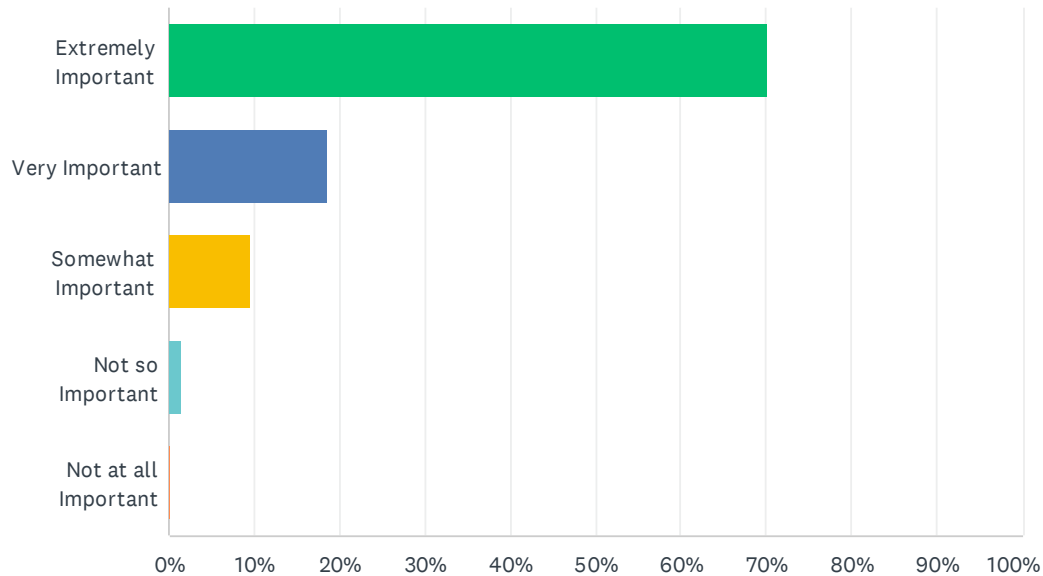
Answered: 752 Skipped: 99



ANSWER CHOICES	RESPONSES	
Allotments	13.43%	101
More structured paths and walks in and around the countryside and villages	68.62%	516
Cycling Routes linking villages	49.47%	372
Secure Dog Exercising Areas	30.05%	226
Other (please specify)	16.89%	127
Total Respondents: 752		

Q10 Many of us enjoy views of Bennachie and the wider landscape from our homes and villages. How important is protecting these views from any visual impact?

Answered: 839 Skipped: 12



ANSWER CHOICES	RESPONSES	
Extremely Important	70.20%	589
Very Important	18.47%	155
Somewhat Important	9.65%	81
Not so Important	1.43%	12
Not at all Important	0.24%	2
TOTAL		839

Q11 Name of Village

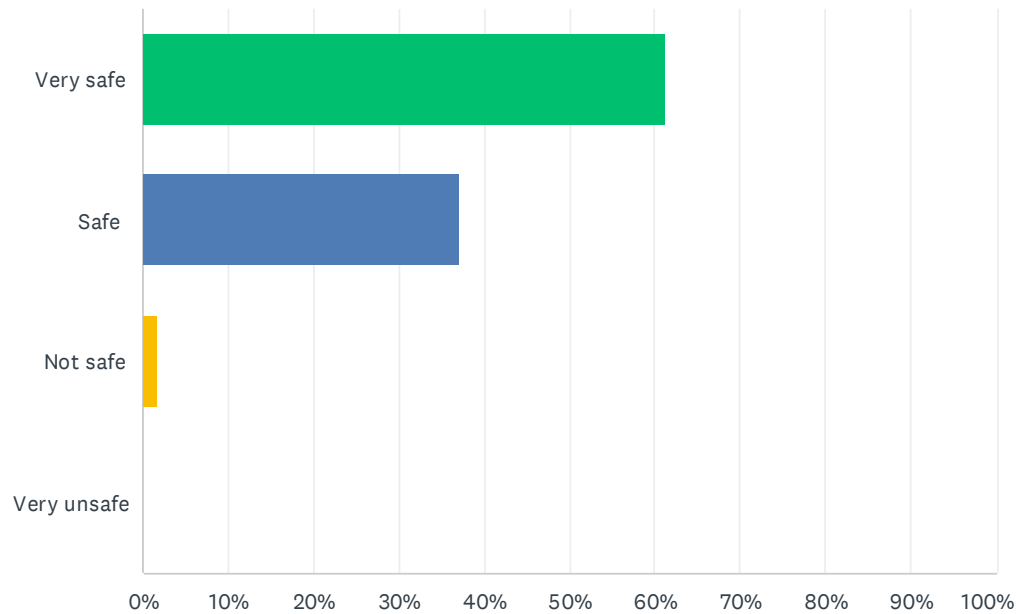
Answered: 734 Skipped: 117

Q12 What do you like about living in Your Village. Think about what you enjoy about the village, what do you feel its strengths are?

Answered: 663 Skipped: 188

Q13 How safe do you feel living in your village?

Answered: 733 Skipped: 118



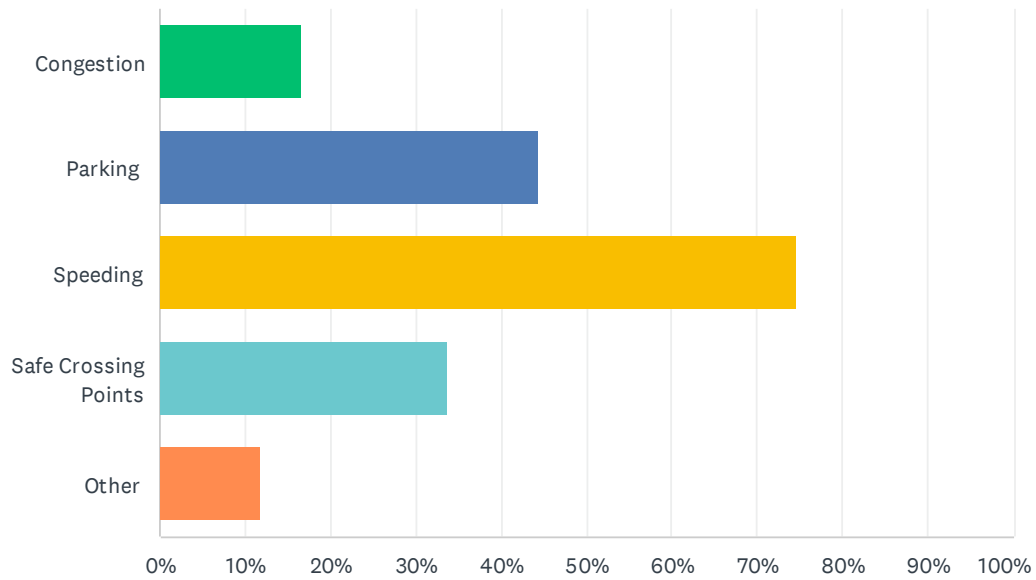
ANSWER CHOICES	RESPONSES	
Very safe	61.26%	449
Safe	37.11%	272
Not safe	1.64%	12
Very unsafe	0.00%	0
TOTAL		733

Q14 What do you feel would make your village a better place to live?

Answered: 573 Skipped: 278

Q15 What are the main road safety issues in your village?

Answered: 680 Skipped: 171



ANSWER CHOICES	RESPONSES	
Congestion	16.62%	113
Parking	44.26%	301
Speeding	74.71%	508
Safe Crossing Points	33.68%	229
Other	11.76%	80
Total Respondents: 680		

Q16 Are there any facilities that you feel are particularly missing which might be beneficial for the health of the village?

Answered: 463 Skipped: 388

Q17 What have you seen elsewhere that would improve your village?

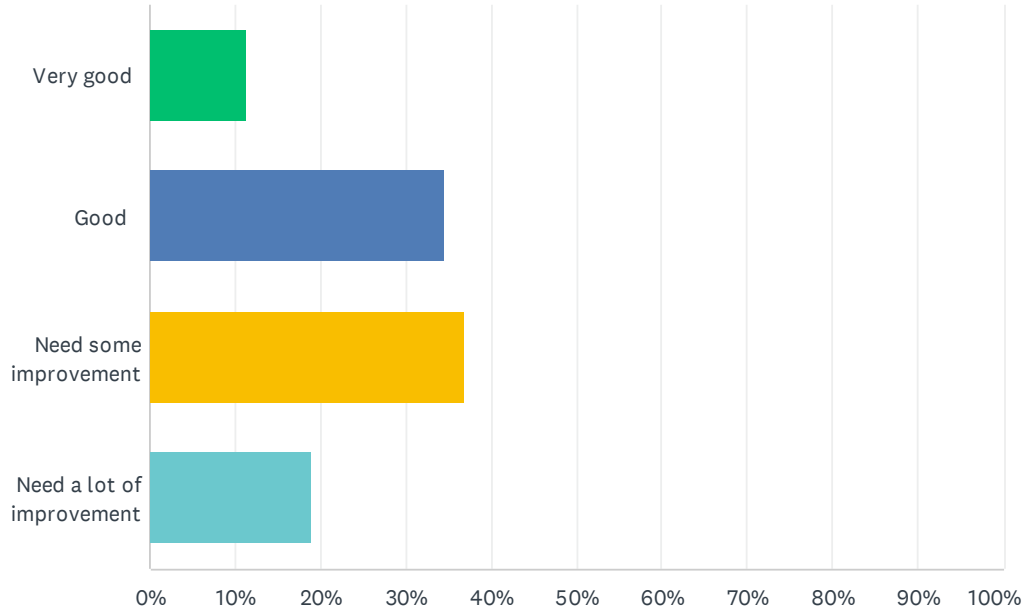
Answered: 347 Skipped: 504

Q18 What are your thoughts on getting around the village?

Answered: 483 Skipped: 368

Q19 What do you think about the paths around the village for walking, running and cycling?

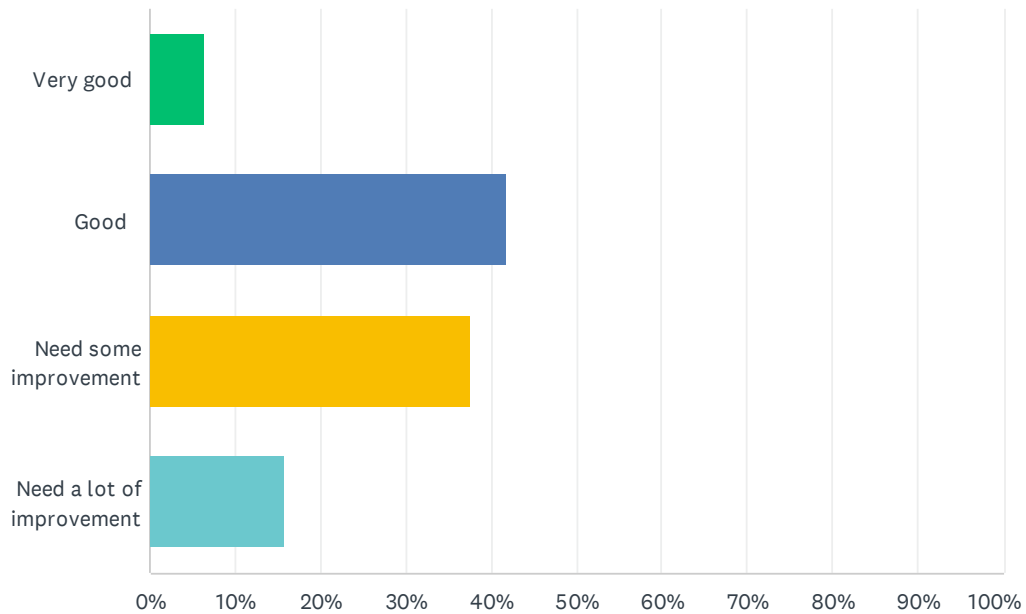
Answered: 679 Skipped: 172



ANSWER CHOICES	RESPONSES	
Very good	11.34%	77
Good	34.61%	235
Need some improvement	36.82%	250
Need a lot of improvement	19.00%	129
Total Respondents: 679		

Q20 What do you think about the pavements in the village?

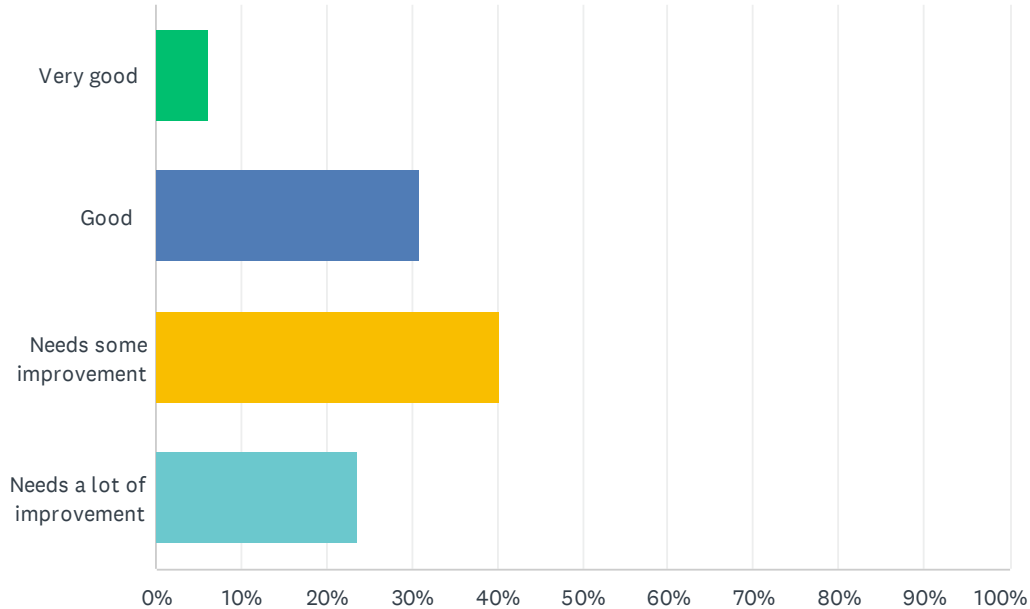
Answered: 674 Skipped: 177



ANSWER CHOICES	RESPONSES	
Very good	6.38%	43
Good	41.84%	282
Need some improvement	37.54%	253
Need a lot of improvement	15.73%	106
Total Respondents: 674		

Q21 What do you think about the provision for cycling in and around the village and local area?

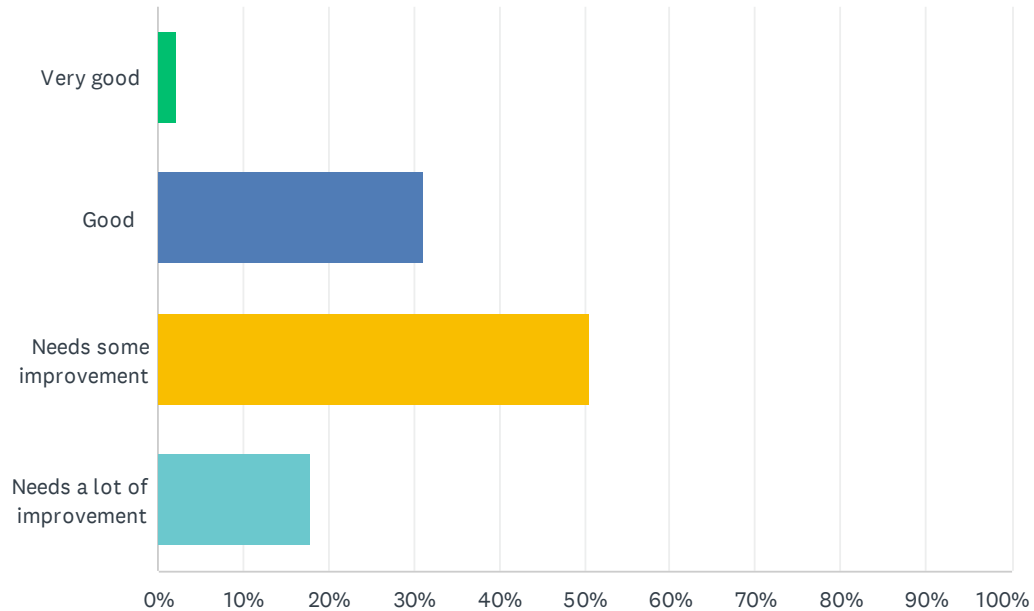
Answered: 639 Skipped: 212



ANSWER CHOICES	RESPONSES	
Very good	6.26%	40
Good	30.83%	197
Needs some improvement	40.38%	258
Needs a lot of improvement	23.63%	151
Total Respondents: 639		

Q22 What do you think about the roads in and around the village and local area?

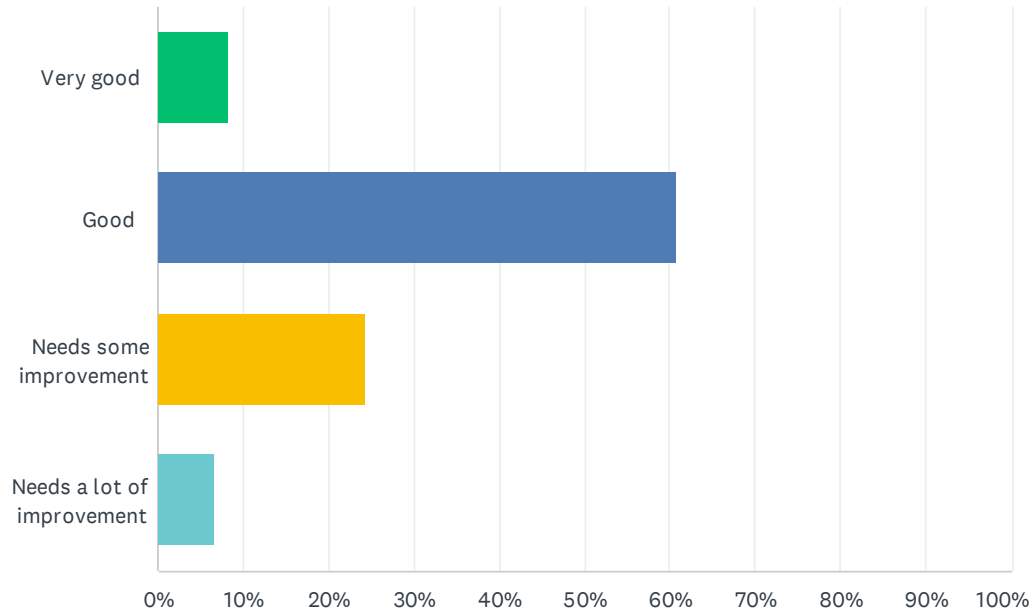
Answered: 696 Skipped: 155



ANSWER CHOICES	RESPONSES	
Very good	2.16%	15
Good	31.03%	216
Needs some improvement	50.57%	352
Needs a lot of improvement	17.82%	124
Total Respondents: 696		

Q23 What do you think about the level of street lighting in and around the village and local area?

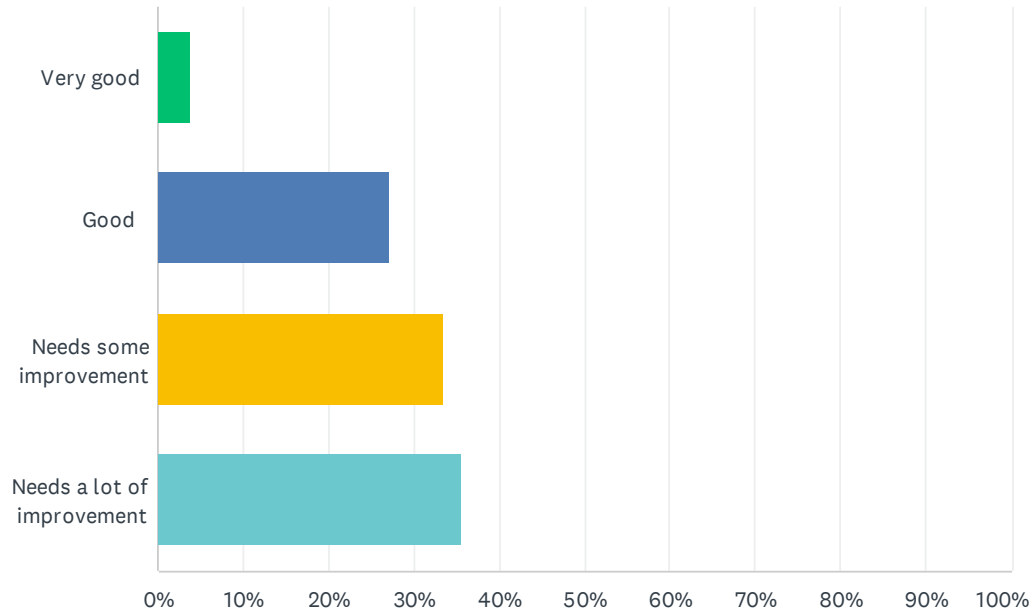
Answered: 657 Skipped: 194



ANSWER CHOICES	RESPONSES	
Very good	8.37%	55
Good	60.73%	399
Needs some improvement	24.20%	159
Needs a lot of improvement	6.70%	44
TOTAL		657

Q24 What are your views on connections from your village to the surrounding area by public transport?

Answered: 677 Skipped: 174



ANSWER CHOICES	RESPONSES	
Very good	3.84%	26
Good	27.03%	183
Needs some improvement	33.53%	227
Needs a lot of improvement	35.60%	241
TOTAL		677

Q25 What improvements would you like to see to transport and what might help reduce your weekly car usage?

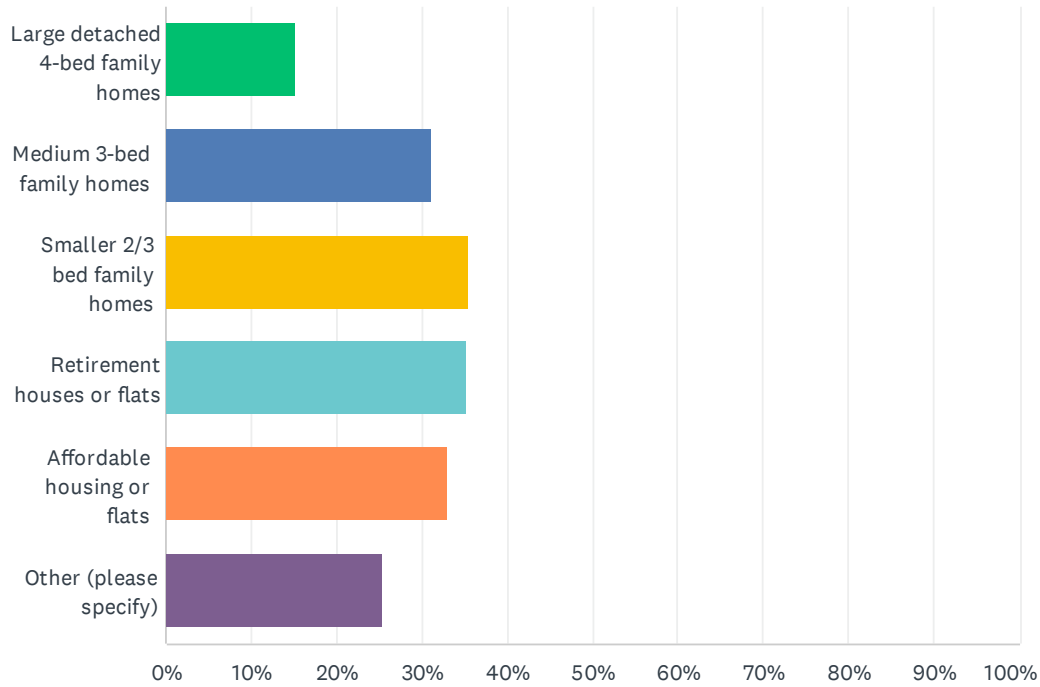
Answered: 501 Skipped: 350

Q26 What are your views on housing in the village, what do you think about the variety of housing on offer and possible new developments?

Answered: 483 Skipped: 368

Q27 Which of the following do you think the village needs? (please tick all that apply)

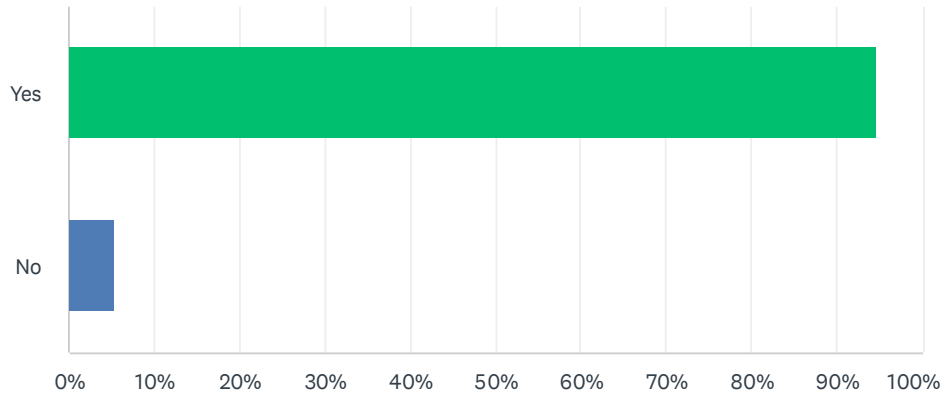
Answered: 528 Skipped: 323



ANSWER CHOICES	RESPONSES	
Large detached 4-bed family homes	15.15%	80
Medium 3-bed family homes	31.06%	164
Smaller 2/3 bed family homes	35.42%	187
Retirement houses or flats	35.23%	186
Affordable housing or flats	33.14%	175
Other (please specify)	25.38%	134
Total Respondents: 528		

Q28 Do you think Bennachie would benefit from having a Local Place Plan, where your priorities are recorded?

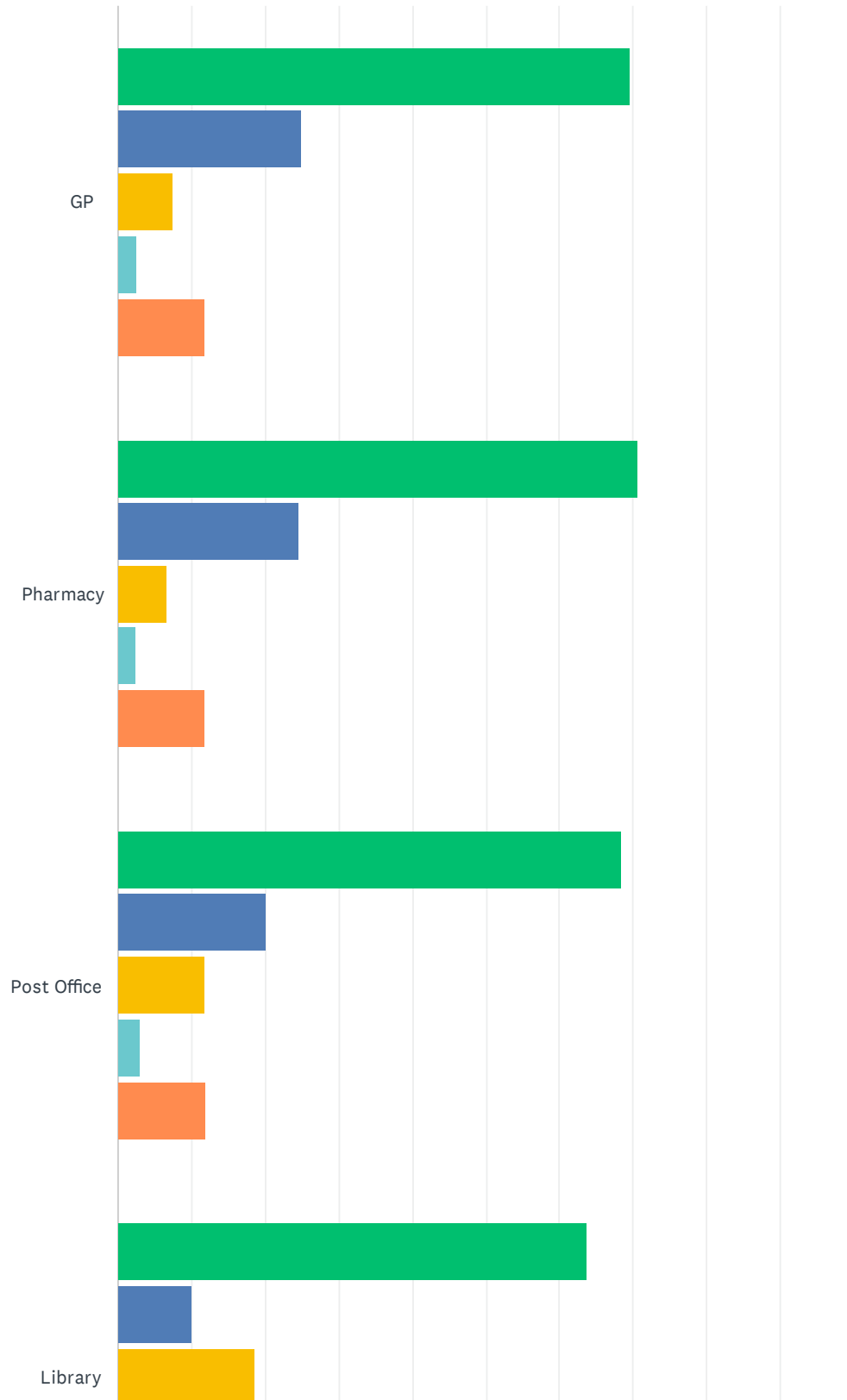
Answered: 669 Skipped: 182



ANSWER CHOICES	RESPONSES	
Yes	94.77%	634
No	5.23%	35
TOTAL		669

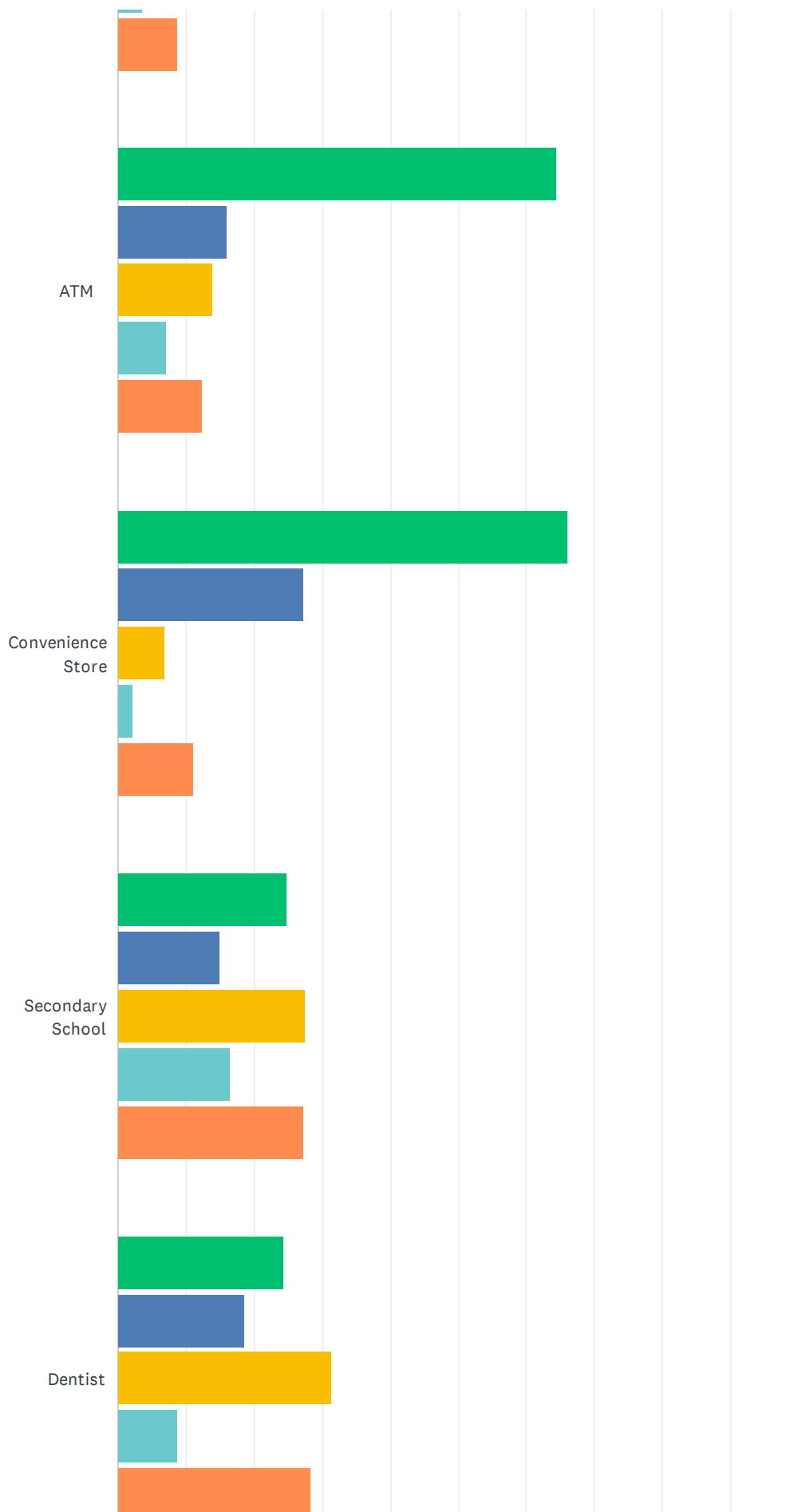
Q29 What services would you require in a 20 Minute Neighbourhood? (Please score each item with a tick under appropriate statement)

Answered: 653 Skipped: 198

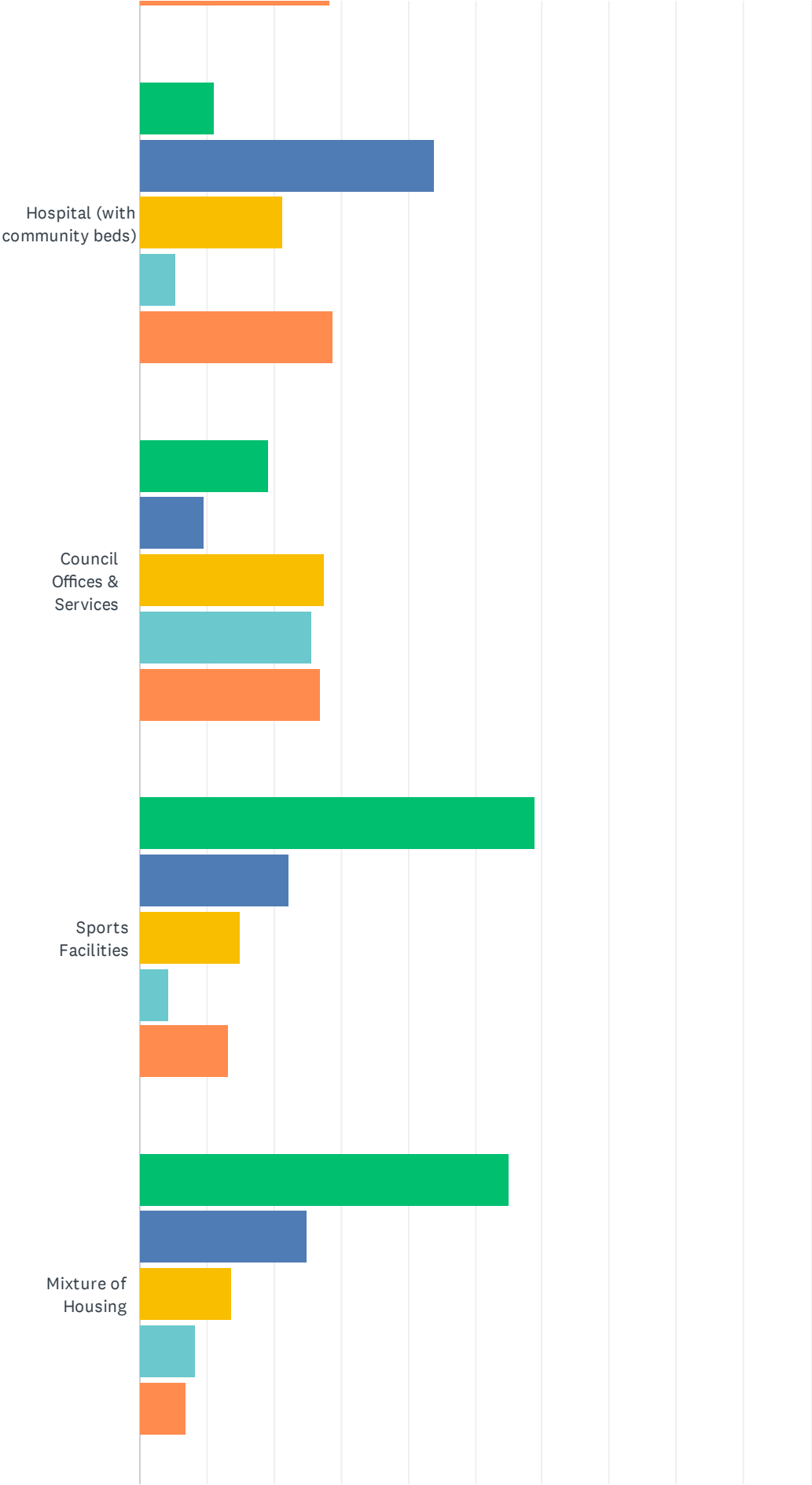


Country	The current government	The previous government	The international community	The private sector	The population
Argentina	75%	20%	5%	0%	0%
Brazil	70%	25%	5%	0%	0%
Chile	70%	25%	5%	0%	0%
Colombia	75%	20%	5%	0%	0%
Mexico	65%	25%	10%	0%	0%

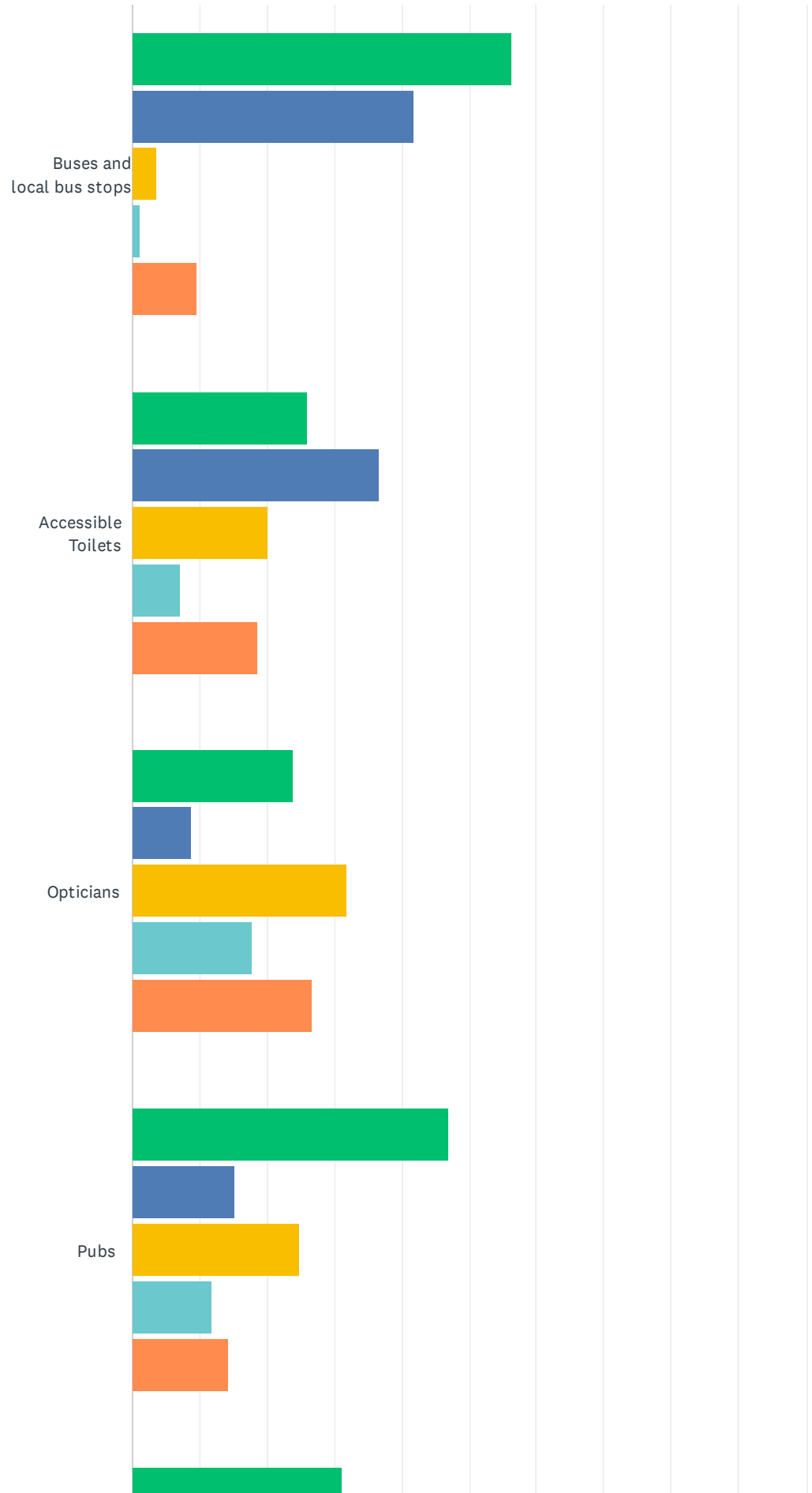
A Community Action Plan for Bennachie Area



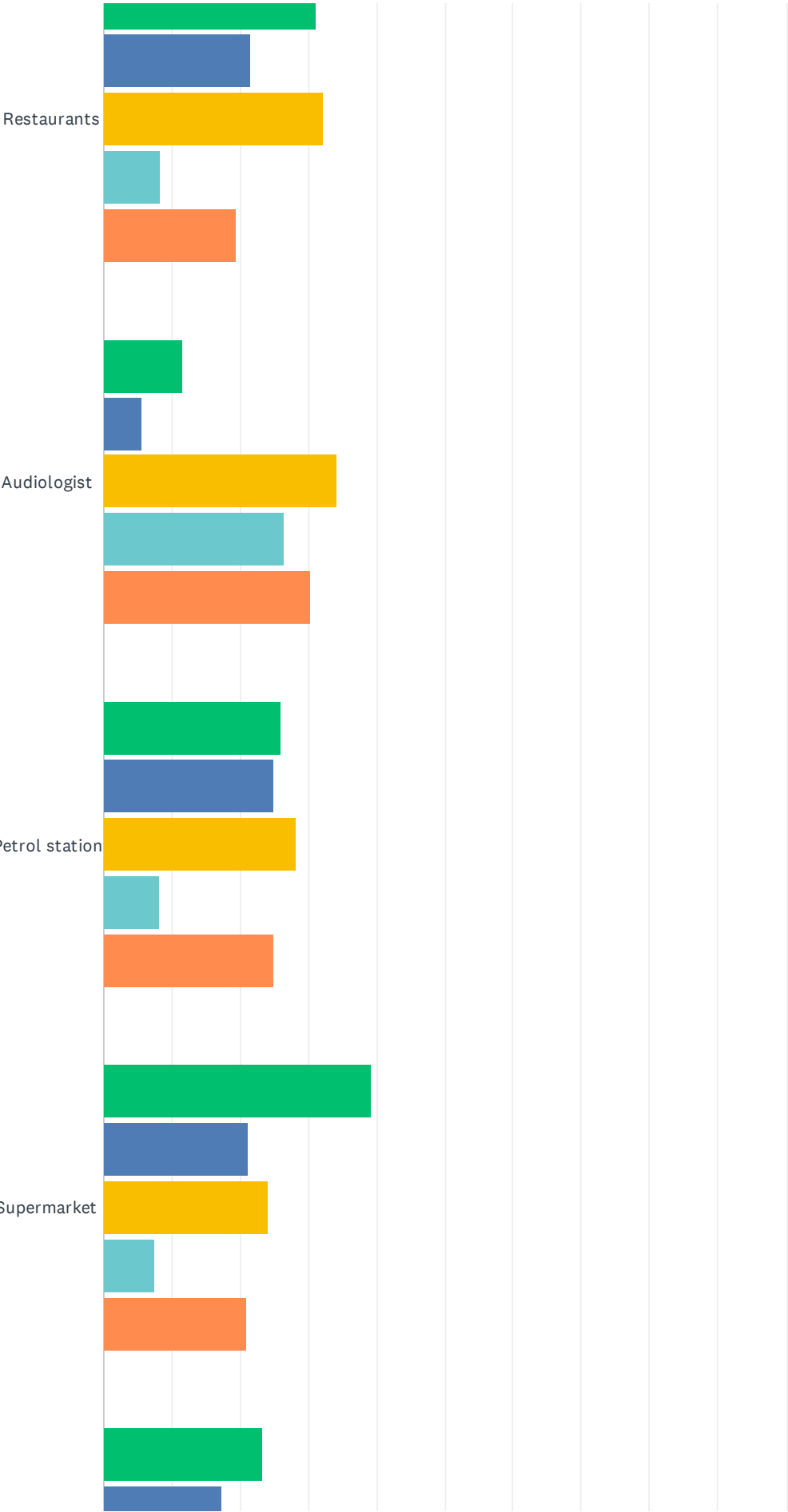
A Community Action Plan for Bennachie Area



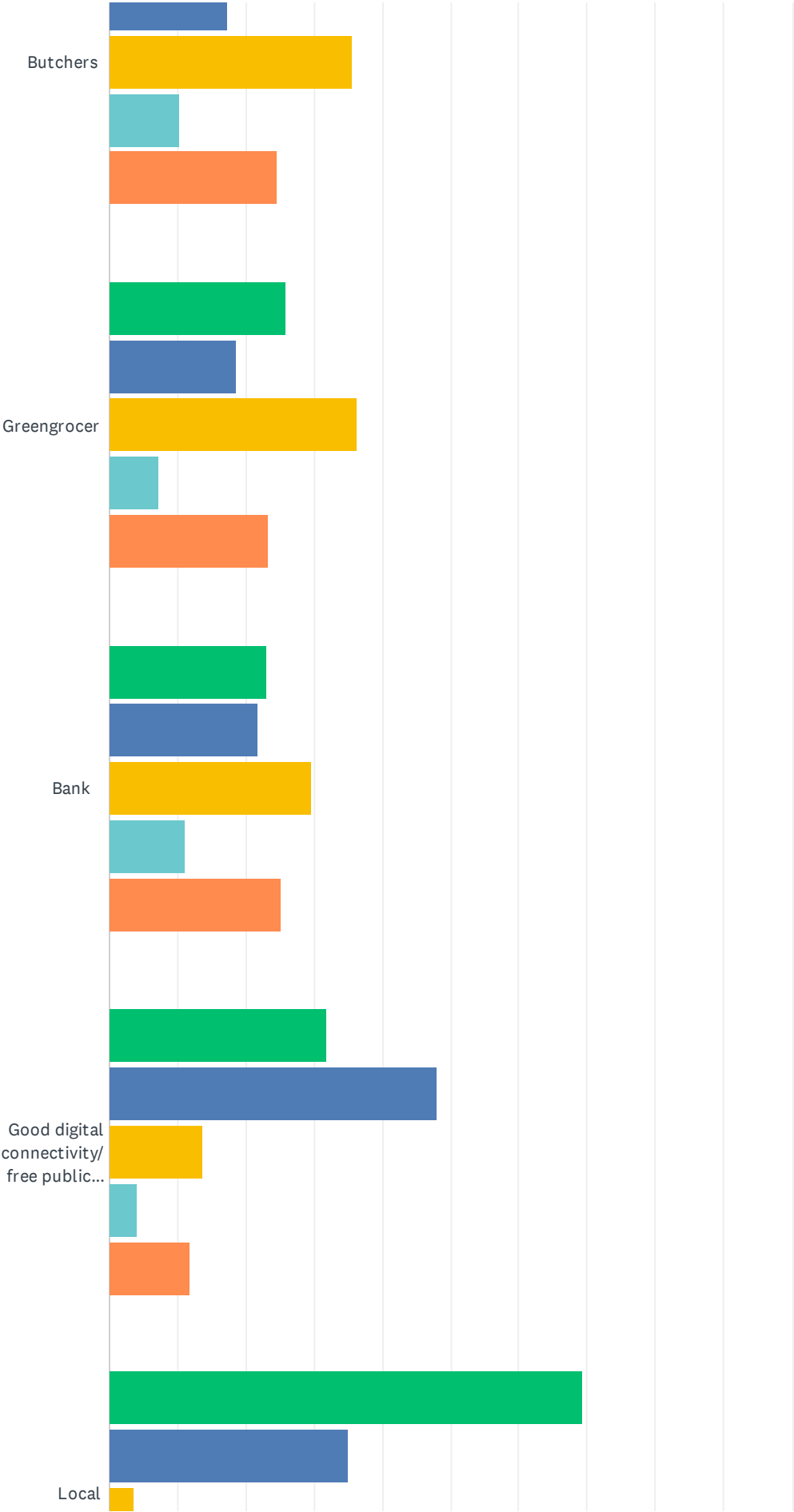
A Community Action Plan for Bennachie Area



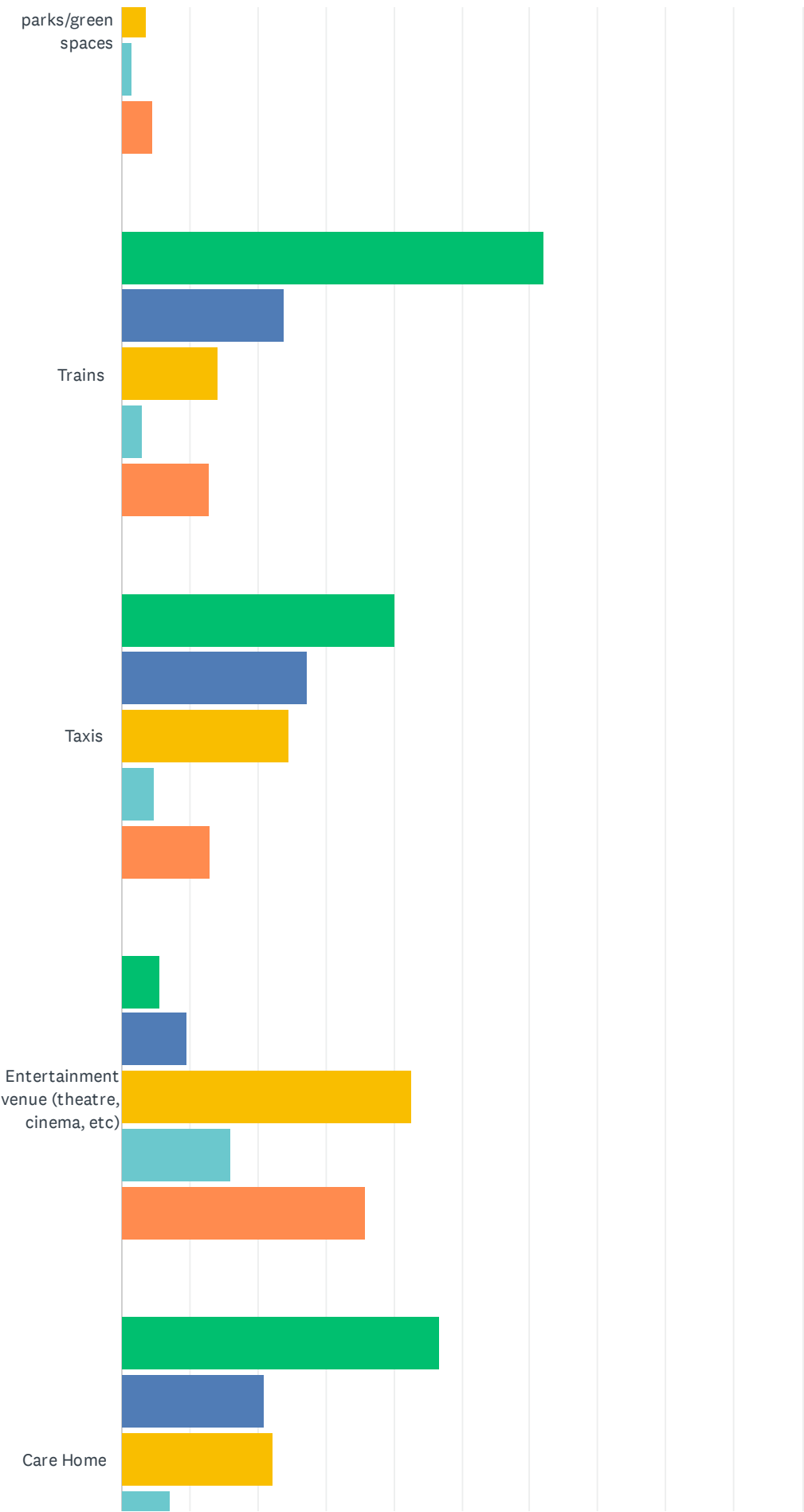
A Community Action Plan for Bennachie Area



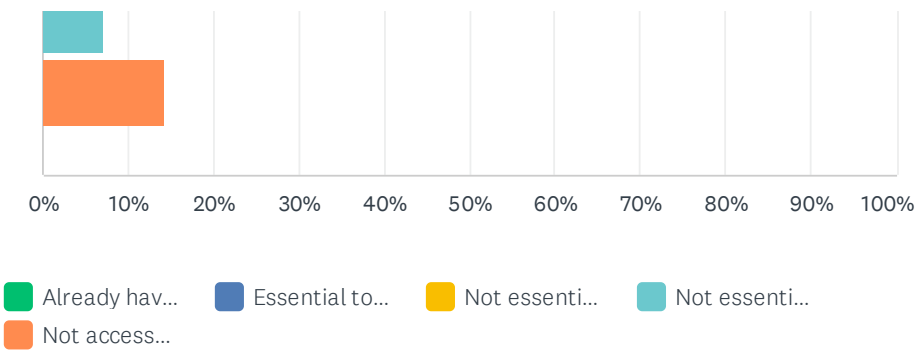
A Community Action Plan for Bennachie Area



A Community Action Plan for Bennachie Area



A Community Action Plan for Bennachie Area



A Community Action Plan for Bennachie Area

	ALREADY HAVE WITHIN 20 MINUTES OF WHERE I LIVE	ESSENTIAL TO HAVE IN A 20- MINUTE NEIGHBOURHOOD	NOT ESSENTIAL TO HAVE BUT USEFUL	NOT ESSENTIAL TO HAVE	NOT ACCESSED WITHIN 20 MINUTES OF WHERE I LIVE	TOTAL RESPONDENTS
GP	69.59% 453	25.04% 163	7.53% 49	2.46% 16	11.83% 77	651
Pharmacy	70.48% 456	24.42% 158	6.65% 43	2.32% 15	11.75% 76	647
Post Office	68.39% 437	20.03% 128	11.74% 75	2.97% 19	11.89% 76	639
Library	63.65% 401	10.00% 63	18.57% 117	7.78% 49	13.17% 83	630
Community Spaces	71.01% 441	25.12% 156	9.18% 57	1.45% 9	7.09% 44	621
Nursery school	65.46% 398	26.32% 160	9.05% 55	2.63% 16	10.20% 62	608
Primary School	78.21% 488	24.36% 152	4.01% 25	1.76% 11	5.93% 37	624
Cafés	65.62% 416	15.93% 101	18.61% 118	3.63% 23	8.83% 56	634
ATM	64.35% 379	15.96% 94	13.92% 82	6.96% 41	12.39% 73	589
Convenience Store	66.04% 420	27.36% 174	6.76% 43	2.04% 13	11.16% 71	636
Secondary School	24.75% 150	14.85% 90	27.56% 167	16.34% 99	27.39% 166	606
Dentist	24.36% 153	18.63% 117	31.37% 197	8.76% 55	28.34% 178	628
Hospital (with community beds)	11.16% 70	43.86% 275	21.37% 134	5.26% 33	28.87% 181	627
Council Offices & Services	19.17% 116	9.59% 58	27.44% 166	25.62% 155	26.94% 163	605
Sports Facilities	58.95% 372	22.19% 140	14.90% 94	4.28% 27	13.31% 84	631
Mixture of Housing	55.04% 333	24.96% 151	13.72% 83	8.26% 50	6.78% 41	605
Buses and local bus stops	56.28% 354	41.81% 263	3.66% 23	1.11% 7	9.70% 61	629
Accessible Toilets	25.97% 160	36.69% 226	20.13% 124	6.98% 43	18.51% 114	616
Opticians	23.94% 147	8.79% 54	31.76% 195	17.75% 109	26.71% 164	614
Pubs	46.93% 290	15.21% 94	24.76% 153	11.81% 73	14.24% 88	618
Restaurants	31.18% 193	21.49% 133	32.15% 199	8.40% 52	19.39% 120	619

A Community Action Plan for Bennachie Area

Audiologist	11.56% 69	5.53% 33	34.17% 204	26.47% 158	30.32% 181	597
Petrol station	26.00% 163	25.04% 157	28.07% 176	8.13% 51	24.88% 156	627
Supermarket	39.26% 245	21.15% 132	24.04% 150	7.37% 46	20.83% 130	624
Butchers	23.31% 145	17.36% 108	35.69% 222	10.29% 64	24.60% 153	622
Greengrocer	25.73% 158	18.57% 114	36.32% 223	7.33% 45	23.29% 143	614
Bank	23.11% 141	21.80% 133	29.67% 181	11.15% 68	25.08% 153	610
Good digital connectivity/ free public WiFi	31.87% 196	47.97% 295	13.66% 84	4.07% 25	11.71% 72	615
Local parks/green spaces	69.34% 432	34.99% 218	3.69% 23	1.44% 9	4.49% 28	623
Trains	61.98% 388	23.80% 149	14.06% 88	3.04% 19	12.78% 80	626
Taxis	40.04% 227	27.34% 155	24.51% 139	4.59% 26	13.05% 74	567
Entertainment venue (theatre, cinema, etc)	5.56% 34	9.49% 58	42.55% 260	16.04% 98	35.84% 219	611
Care Home	46.62% 269	20.97% 121	22.18% 128	6.93% 40	14.38% 83	577

Q30 Thinking about the challenges presented by recent events like Covid and winter storms/power outages, what has been positive for you and your family about living in Bennachie Area during these events?

Answered: 460 Skipped: 391

Q31 What local facilities or improvements would have made your experience better during these events?

Answered: 327 Skipped: 524

Q32 Have your say.

Answered: 255 Skipped: 596