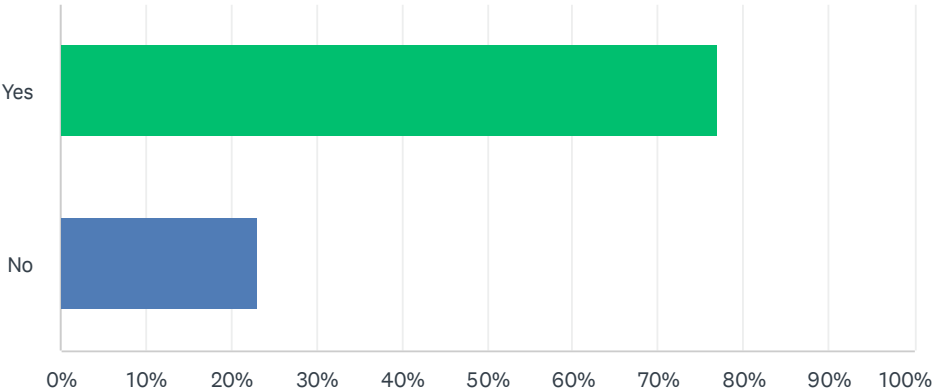


Q1 Have you attended a presentation and/or reviewed available information?

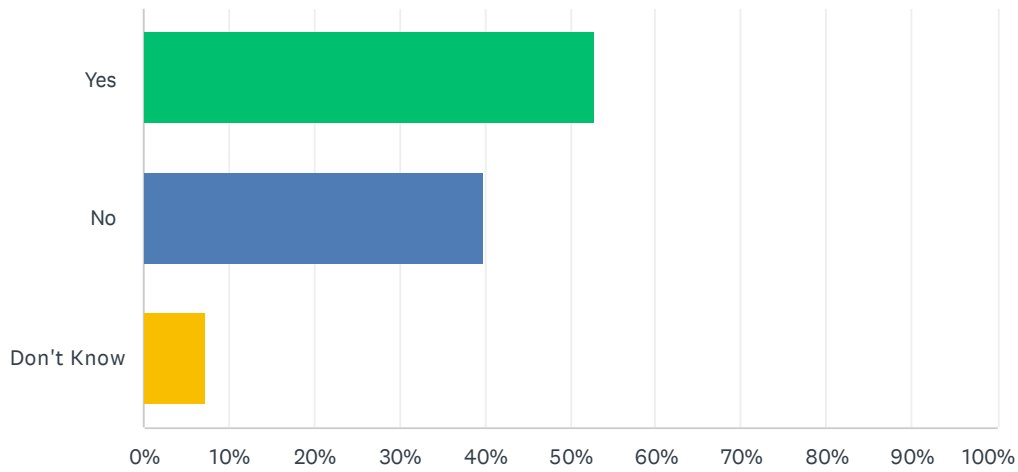
Answered: 405    Skipped: 0



ANSWER CHOICES	RESPONSES	
Yes	77.04%	312
No	22.96%	93
TOTAL		405

## Q2 Do you have a direct view of the Correen Hills from your property?

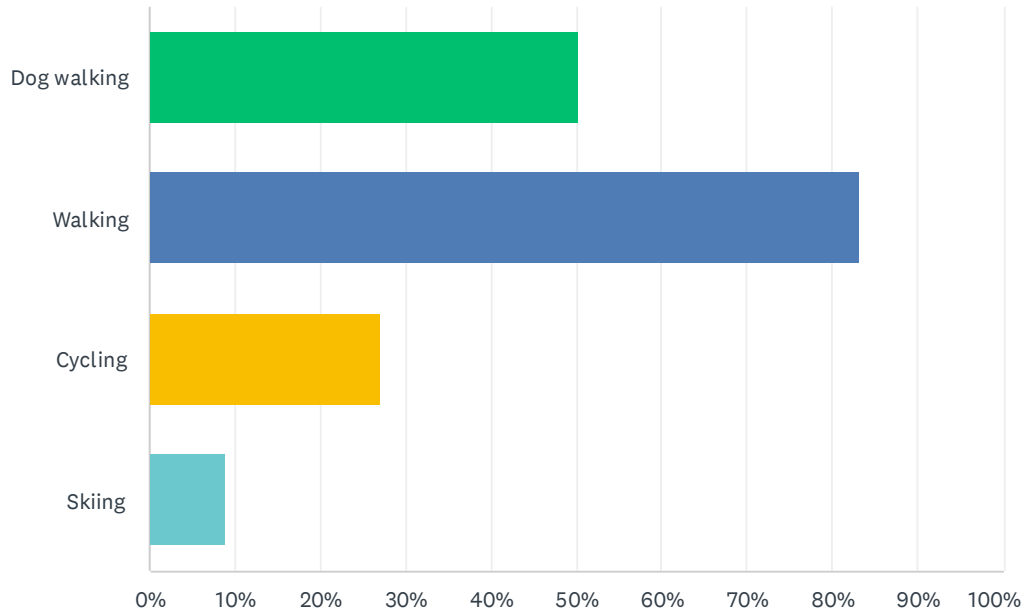
Answered: 402 Skipped: 3



ANSWER CHOICES	RESPONSES	
Yes	52.99%	213
No	39.80%	160
Don't Know	7.21%	29
TOTAL		402

### Q3 Can you share how you currently use the Correen Hills for recreation – dog walking, cycling, skiing etc?

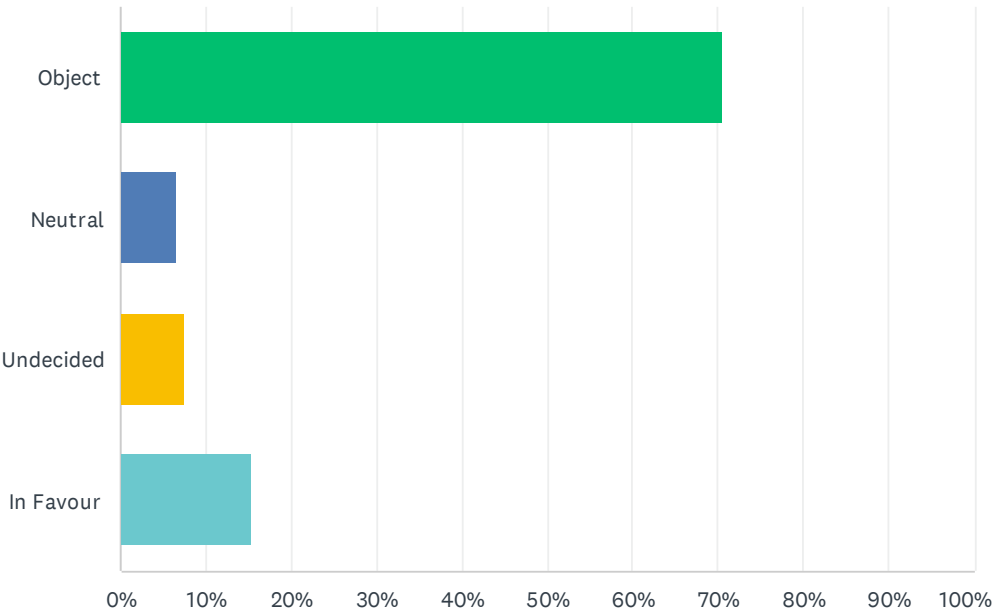
Answered: 354 Skipped: 51



ANSWER CHOICES	RESPONSES	
Dog walking	50.28%	178
Walking	83.05%	294
Cycling	27.12%	96
Skiing	9.04%	32
Total Respondents: 354		

Q4 How do you feel about the proposed wind farm?

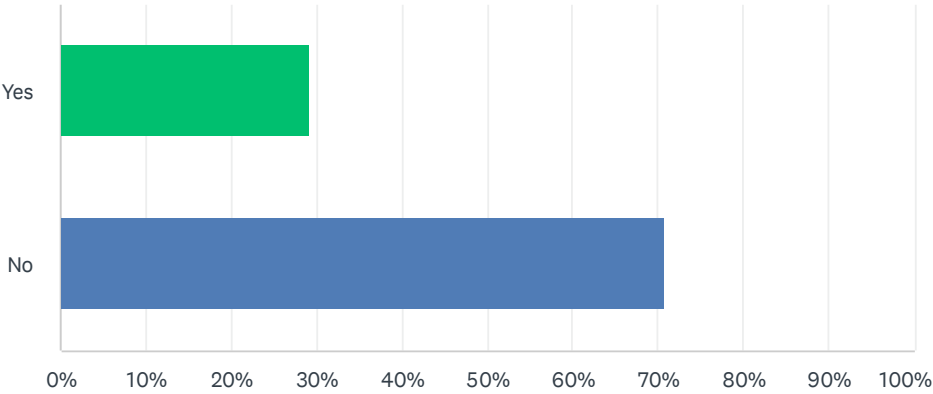
Answered: 405    Skipped: 0



ANSWER CHOICES	RESPONSES	
Object	70.62%	286
Neutral	6.67%	27
Undecided	7.41%	30
In Favour	15.31%	62
TOTAL		405

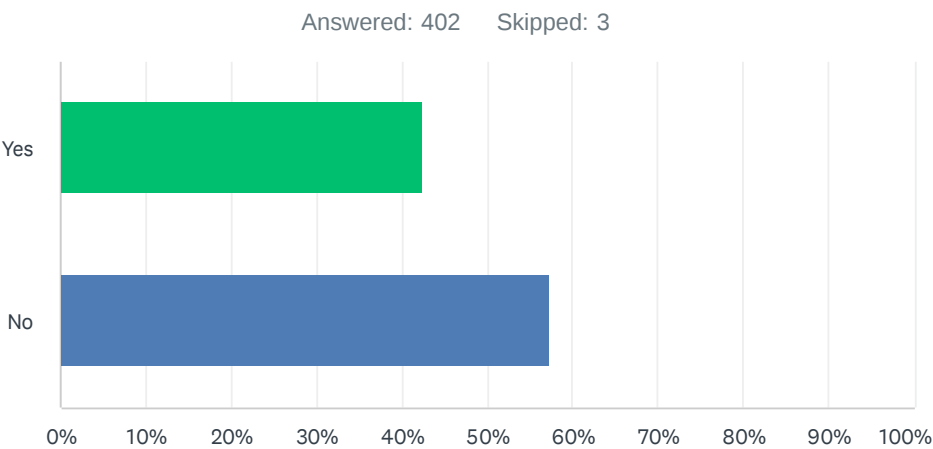
Q5 Would you support the wind farm if it provided a Community Benefit Fund towards clearly identified community needs?

Answered: 397    Skipped: 8



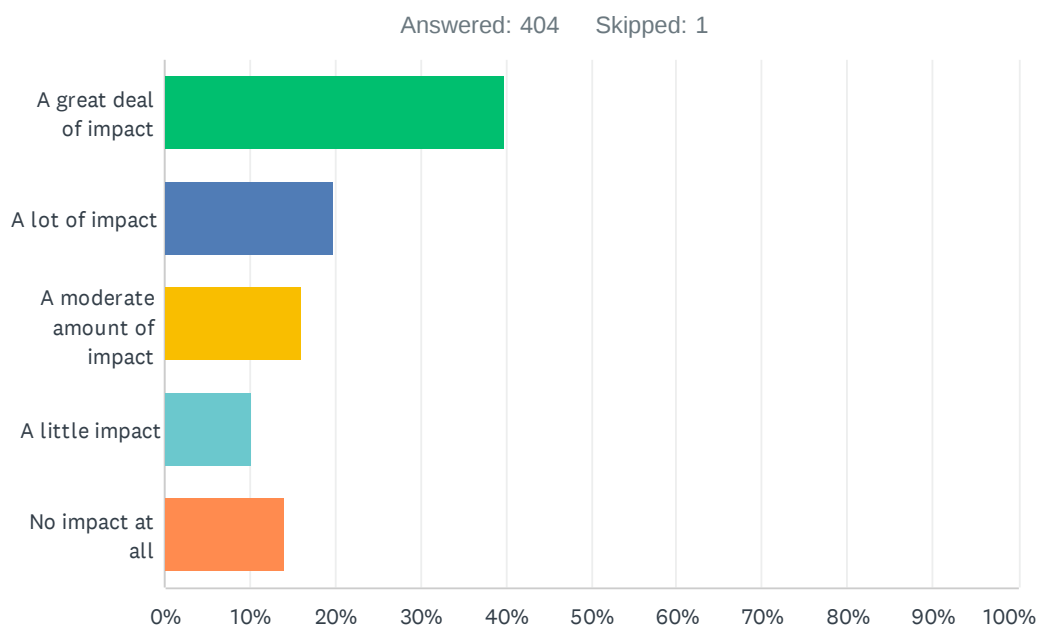
ANSWER CHOICES	RESPONSES	
Yes	29.22%	116
No	70.78%	281
TOTAL		397

Q6 Have you had experience with any other wind turbine developments?



ANSWER CHOICES	RESPONSES	
Yes	42.54%	171
No	57.46%	231
TOTAL		402

## Q7 How much of an impact do you feel the wind farm will have on you?



ANSWER CHOICES	RESPONSES	
A great deal of impact	39.85%	161
A lot of impact	19.80%	80
A moderate amount of impact	16.09%	65
A little impact	10.15%	41
No impact at all	14.11%	57
TOTAL		404